

Lesson 1 • The Bible Is God's Revealed Word

I. God's Revelation

A. _____

B. _____

C. _____

II. General Revelation

A. _____

B. _____

C. _____

III. Special Revelation

A. _____

B. _____

1. _____


2. _____

3. Visions and _____

C. Embodiment

1. _____

2. _____



Lesson 2 • The Bible Is God's Accurate Word

I. _____ of Inspiration

II. Explanation of Inspiration

A. The Bible is _____

B. The Bible had _____


C. The Bible is _____ to humanity

III. Extent of Inspiration

A. The _____ are inspired

B. The _____ are inspired

C. The _____ is inspired



Lesson 3 • The Bible Is Profitable

I. Bible Study Is _____

II. Bible Study Clarifies Truth

A. The _____ of doctrine

B. The _____ of doctrine

III. Bible Study Challenges Our Outlook

A. Believers need God's _____


B. God guides through _____

C. God guides through _____

IV. Bible Study Nurtures Our Growth

A. The meaning of _____

B. _____ lived out



Lesson 4 • The Bible Is God-directed Truth

I. The _____ of God's Plan: The Old Testament

A. The _____ of the Old Testament

B. The _____ of the Old Testament

1. The _____

2. The _____

3. The _____


C. The value of the Old Testament

II. The _____ of God's Plan: The New Testament

A. The _____ of the New Testament

B. The _____ of the New Testament

C. The _____ of the New Testament



Lesson 5 • Steps to Effective Bible Study

I. The _____ of Effective Bible Study

A. The _____ to determine _____ intent


B. The _____ to determine _____ intent

II. The _____ of Effective Bible Study

A. _____

B. _____

C. _____



Lesson 6 • Observing Context and Text

I. Observe the Context

A. _____ of context

B. _____ context

II. Observe the Text


A. Record _____

B. Ask _____

C. Resist _____ application

D. Observation example

III. Observe with the _____



Lesson 7 • Observing Narratives

I. Setting

A. _____ setting

B. _____ setting

C. _____ setting

II. _____


III. _____

IV. _____ of _____

V. Rhetorical Devices

A. _____

B. _____



Lesson 8 • Literary Types and Structure

I. Observing Literary Type

A. _____

B. _____

C. _____

D. _____

E. _____

II. Observing Structure

A. _____ of connectives

B. _____ of connectives

C. _____ logical connectives



Lesson 9 • Figures and Feelings

I. Observing Figures of Speech

A. _____ of a figure of speech

B. _____ of figures of speech

1. _____

2. _____

3. _____

4. _____


5. _____

6. _____

II. Observing Atmosphere

A. _____ of atmosphere

B. _____ atmosphere



Lesson 10 • The Right Tools for the Job


I. _____ for Bible Study

II. Answering Your Questions

A. _____

B. _____ study

C. _____ and _____ background study



Lesson 11 • A Solid Explanation

I. Purpose of Interpretation

A. To _____

B. To understand a _____ in its _____

C. To fill _____ in _____

II. Steps in Interpretation

A. Produce a _____

B. Identify _____


C. Identify the _____ of the section

III. Example of Interpretation

A. Produce a _____

B. Identify _____

C. Identify the _____ of the section



Lesson 12 • Just Live It!

I. Application Is Essential

A. The _____ application

B. Mere _____ builds _____

C. God's Word _____ our _____

II. Application Requires Change

A. Becoming _____

B. Becoming _____


C. Becoming _____

III. Application Is Methodical

A. Considering the _____

B. Determining the _____ of _____

C. Planning to _____



Lesson 13 • Bible Study Is a Joy

I. Barriers to Bible Study

A. Identifying barriers

1. Internal _____ and _____
2. External _____

B. Overcoming Barriers

1. _____ sin and guilt
2. _____ on the Spirit
3. Consistently _____ ourselves

II. Benefits of Bible Study

A. _____ of the Lord

B. _____ of _____

C. _____ to _____